

Dec. 5 2011

## Lecture 22: Differential Operators, Harmonic Oscillators

Reading:

Kreyszig Sections: 2.3, 2.4, 2.7 (pages 59–60, 61–69, 78–83)

### Differential Operators

The idea of a function as “something” that takes a value (real, complex, vector, etc.) as “input” and returns “something else” as “output” should be very familiar and useful.

This idea can be generalized to *operators* that take a function as an argument and return another function.

The derivative operator operates on a function and returns another function that describes how the function changes:

$$\begin{aligned}\mathcal{D}[f(x)] &= \frac{df}{dx} \\ \mathcal{D}[\mathcal{D}[f(x)]] &= \mathcal{D}^2[f(x)] = \frac{d^2f}{dx^2} \\ \mathcal{D}^n[f(x)] &= \frac{d^n f}{dx^n} \\ \mathcal{D}[\alpha f(x)] &= \alpha \mathcal{D}[f(x)] \\ \mathcal{D}[f(x) + g(x)] &= \mathcal{D}[f(x)] + \mathcal{D}[g(x)]\end{aligned}\tag{22-1}$$

The last two equations above indicate that the “differential operator” is a linear operator.

The integration operator is the right-inverse of  $\mathcal{D}$

$$\mathcal{D}[\mathcal{I}[f(x)]] = \mathcal{D}\left[\int f(x)dx\right]\tag{22-2}$$

but is only the left-inverse up to an arbitrary constant.

Consider the differential operator that returns a constant multiplied by itself

$$\mathcal{D}f(x) = \lambda f(x)\tag{22-3}$$

which is another way to write the the homogeneous linear first-order ODE and has the same form as an eigenvalue equation. In fact,  $f(x) = \exp(\lambda x)$ , can be considered an *eigenfunction* of Eq. 22-3.

For the homogeneous second-order equation,

$$(\mathcal{D}^2 + \beta\mathcal{D} - \gamma)[f(x)] = 0\tag{22-4}$$

It was determined that there were two eigensolutions that can be used to span the entire solution space:

$$f(x) = C_+ e^{\lambda_+ x} + C_- e^{\lambda_- x}\tag{22-5}$$

Operators can be used algebraically, consider the inhomogeneous second-order ODE

$$(a\mathcal{D}^2 + b\mathcal{D} + c)[y(x)] = x^3\tag{22-6}$$

By treating the operator as an algebraic quantity, a solution can be found<sup>12</sup>

$$\begin{aligned} y(x) &= \left( \frac{1}{a\mathcal{D}^2 + b\mathcal{D} + c} \right) [x^3] \\ &= \left( \frac{1}{c} - \frac{b}{c^2}\mathcal{D} + \frac{b^2 - ac}{c^3}\mathcal{D}^2 - \frac{b(b^2 - 2ac)}{c^3}\mathcal{D}^3 + \mathcal{O}(\mathcal{D}^4) \right) x^3 \\ &= \frac{x^3}{c} - \frac{3bx^2}{c^2} + \frac{6(b^2 - ac)x}{c^3} - \frac{6b(b^2 - 2ac)}{c^4} \end{aligned} \quad (22-7)$$

which solves Eq. 22-6.

The Fourier transform is also a linear operator:

$$\begin{aligned} \mathcal{F}[f(x)] = g(k) &= \frac{1}{\sqrt{2\pi}} \int_{-\infty}^{\infty} f(x)e^{ikx} dx \\ \mathcal{F}^{-1}[g(k)] = f(x) &= \frac{1}{\sqrt{2\pi}} \int_{-\infty}^{\infty} g(k)e^{-ikx} dk \end{aligned} \quad (22-8)$$

Combining operators is another useful way to solve differential equations. Consider the Fourier transform,  $\mathcal{F}$ , operating on the differential operator,  $\mathcal{D}$ :

$$\mathcal{F}[\mathcal{D}[f]] = \frac{1}{\sqrt{2\pi}} \int_{-\infty}^{\infty} \frac{df(x)}{dx} e^{ikx} dx \quad (22-9)$$

Integrating by parts,

$$= \frac{1}{\sqrt{2\pi}} f(x) \Big|_{x=-\infty}^{x=\infty} - \frac{ik}{\sqrt{2\pi}} \int_{-\infty}^{\infty} f(x)e^{ikx} dx \quad (22-10)$$

If the Fourier transform of  $f(x)$  exists, then *typically*<sup>13</sup>  $\lim_{x \rightarrow \pm\infty} f(x) = 0$ . In this case,

$$\mathcal{F}[\mathcal{D}[f]] = -ik\mathcal{F}[f(x)] \quad (22-11)$$

and by extrapolation:

$$\begin{aligned} \mathcal{F}[\mathcal{D}^2[f]] &= -k^2\mathcal{F}[f(x)] \\ \mathcal{F}[\mathcal{D}^n[f]] &= (-1)^n i^n k^n \mathcal{F}[f(x)] \end{aligned} \quad (22-12)$$

## Operational Solutions to ODEs

Consider the heterogeneous second-order linear ODE which represent a forced, damped, harmonic oscillator that will be discussed later in this lecture.

$$M \frac{d^2 y(t)}{dt^2} + V \frac{dy(t)}{dt} + K_s y(t) = \cos(\omega_o t) \quad (22-13)$$

Apply a Fourier transform (mapping from the time ( $t$ ) domain to a frequency ( $\omega$ ) domain) to both sides of 22-13:

$$\begin{aligned} \mathcal{F}\left[M \frac{d^2 y(t)}{dt^2} + V \frac{dy(t)}{dt} + K_s y(t)\right] &= \mathcal{F}[\cos(\omega_o t)] \\ -M\omega^2 \mathcal{F}[y] - i\omega V \mathcal{F}[y] + K_s \mathcal{F}[y] &= \sqrt{\frac{\pi}{2}} [\delta(\omega - \omega_o) + \delta(\omega + \omega_o)] \end{aligned} \quad (22-14)$$

<sup>12</sup>This method can be justified by plugging back into the original equation and verifying that the result is a solution.

<sup>13</sup> It is not necessary that  $\lim_{x \rightarrow \pm\infty} f(x) = 0$  for the Fourier transform to exist but it is satisfied in most every case. The condition that the Fourier transform exists is that  $\int_{-\infty}^{\infty} |f(x)| dx$  exists and is bounded.

because the Dirac Delta functions result from taking the Fourier transform of  $\cos(\omega_0 t)$ .

Equation 22-14 can be solved for the Fourier transform:

$$\mathcal{F}[y] = \sqrt{\frac{-\pi}{2}} \frac{[\delta(\omega - \omega_0) + \delta(\omega + \omega_0)]}{M\omega^2 + i\omega V - K_s} \quad (22-15)$$

In other words, the particular solution Eq. 22-13 can be obtained by finding the function  $y(t)$  that has a Fourier transform equal the the right-hand-side of Eq. 22-15—or, equivalently, operating with the inverse Fourier transform on the right-hand-side of Eq. 22-15.

MATHEMATICA® does have built-in functions to take Fourier (and other kinds of) integral transforms. However, using operational calculus to solve ODEs is a bit clumsy in MATHEMATICA®. Nevertheless, it may be instructive to force it—if only as an an example of using a good tool for the wrong purpose.

## Lecture 22 MATHEMATICA® Example 1

### Linear Operators and Derivatives

Download [notebooks](#), [pdf\(color\)](#), [pdf\(bw\)](#), or [html](#) from <http://pruffle.mit.edu/3.016-2011>.

A check is made to see if `FourierTransform` obeys the rules of a linear operator (Eq. 22-1) and define rule-patterns for those cases where it doesn't.

|  |   |
|--|---|
| Does Mathematica apply the Fourier Transform/Derivative Rule Automagically?                              |   |
| <code>FourierTransform[D[f[x], {x, 1}], x, k]</code>   | 1 |
| Does Mathematica apply the rules according to the Fourier Transform being a linear operator?             |   |
| <code>FourierTransform[a f[x] + b g[x], x, k]</code>   | 2 |
| Apparently not--so we make some rules that can be applied. It may be instructive to see how to do this.  |   |
| Two rules are defined for Linear Operators   | A |
| <code>FourierTransform[a g[x] f[x], x, k] //. ConstantRule</code>  | 4 |
| <code>FourierTransform[a x f[x] + b v[x] g[x] + d p[x], x, k] //. DistributeRule //. ConstantRule</code> | 5 |

1: As of MATHEMATICA® 5.0, `FourierTransform` automatically implements Eqs. 22-12.

2: However, this will demonstrate that the “distribution-rule” isn't implemented automatically (n.b., although `Distribute` would implement this rule).

A: Define rules so that the `FourierTransform` acts as a linear functional operator (definitions suppressed in class-notes). `ConstantRule` is an example of a `RuleDelayed (:>)` that will allow replacement with patterns that will be evaluated when the rule is applied with `ReplaceAll (/.)`; in this case, a `Condition (/;)` is appended to the rule so that those cofactors which don't depend on the transformation variable,  $x$ , can be identified with `FreeQ` and those that depend on  $x$  can be identified with `MemberQ`. `DistributeRule` uses `Distribute` to replace the Fourier transform of a sum with a sum of Fourier transforms.

4–5: The linear rules are dispatched by a `ReplaceRepeated (//.)` that will continue to use the replacement until the result stops changing. These are examples of  $\mathcal{F}[ag(x)] = a\mathcal{F}[g(x)]$  and  $\mathcal{F}[ag(x) + bh(x)] = a\mathcal{F}[g(x)] + b\mathcal{F}[h(x)]$ .

## Lecture 22 MATHEMATICA® Example 2

## Fourier Transforming the Linear-Damped-Forced Harmonic Oscillator Equation into the Frequency Domain

Download [notebooks](#), [pdf\(color\)](#), [pdf\(bw\)](#), or [html](#) from <http://pruffle.mit.edu/3.016-2011>.

The left- and right-hand sides of the damped harmonic oscillator ODE are Fourier transformed, producing an algebraic equation between the the solution in Fourier-space and the Fourier k-parameter.

Here is the second-order ODE for a damped harmonic oscillator

```
ODE2nd =
Mass D[y[t], {t, 2}] +
Viscosity
D[y[t], t] +
SpringK y[t]
```

1

```
SpringK y[t] +
Viscosity y'[t] +
Mass y''[t]
```

Let's Fourier Transform the left-hand side of a second-order ODE:

```
FrrODE2nd = Factor[
FourierTransform[
ODE2nd, t, ω] /.
DistributeRule /.
ConstantRule
]
```

2

And now Fourier Transform the right-hand side for a prototype "forced" oscillator with an arbitrary frequency  $\omega_0$ . (i.e.,  $Ky'' + \eta y' + m y = \cos(\omega_0 t)$ )

```
rhs =
FourierTransform[
Cos[ω0 t], t, ω]
```

3

- 1: This is the linear second-order for the “internal forcing” term of the harmonic oscillator. One could read this equation as Inertial Force + Frictional Force + Force to Restore to Minimal Potential Energy or  $ma + \eta v + kx = m\ddot{x} + \eta\dot{x} + kx$
- 2: Fourier transforming (with `FourierTransform`) into the time domain converts the differential equation in the space domain into an algebraic equation in the time-domain.
- 3: If there is no “external force” on the harmonic oscillator, then the sum of the internal forces is zero. For the periodically-forced harmonic-oscillator, the right-hand-side of the equation can be expanded in a Fourier series. Here is a prototype of a right-hand-side,  $\cos(\omega_0 t)$ , where  $\omega_0$  is the forcing frequency. The forced-damped linear equation in the time-domain is obtained by transforming the external forces, or right-hand-side, of the harmonic oscillator.

## Lecture 22 MATHEMATICA® Example 3

## Fourier Transform Solution to the Damped-Forced Linear Harmonic Oscillator

Download [notebooks](#), [pdf\(color\)](#), [pdf\(bw\)](#), or [html](http://pruffle.mit.edu/3.016-2011) from <http://pruffle.mit.edu/3.016-2011>.

The harmonic oscillator is algebraically solved in the time-domain, and then the solution is back-transformed into the real-space domain.

```

ftsol =
Solve[FrrODE2nd == rhs,
FourierTransform[
y[t], t, ω]
1
DampedHOAssumptions =
ω0 > 0 &&
Mass > 0 &&
Viscosity > 0 &&
SpringK > 0;
2
FullSimplify[
InverseFourierTransf\
orm[
FourierTransform[
y[t], t, ω] /.
Flatten[ftsol], ω,
t], Assumptions ->
DampedHOAssumptions]
3
GenSol = DSolve[
Mass D[y[t], {t,
2}] + Viscosity
D[y[t], t] +
SpringK y[t] ==
Cos[ω0 t], y[t], t]
4
FullSimplify[y[t] /.
Flatten[GenSol],
Assumptions ->
DampedHOAssumptions]
5

```

- 1: `Solve` is used to find the algebraic solution to the Fourier-transformed solution to the harmonic oscillator.
- 2: `DampedHOAssumptions` is a collection of physical solution that will be passed to `FullSimplify`.
- 3: The real-space solution is obtained with `InverseFourierTransform` operating on the general form `FourierTransform[y[t], t, ω]` as a pattern-replacement for the rule obtained by `Solve`. This produces only the *particular solution* (i.e., the homogeneous solutions that depend on undetermined constants is not part of the particular solution.)
- 4–5: Here, `DSolve` is used to produced the full solution for comparison to the Fourier technique. It is the solution to the homogeneous equation plus the particular solution that was obtained by the Fourier transform method. The solution is extracted from the solution-rule and simplified with the `DampedHOAssumptions`.

### Functionals and the Functions that Minimize Them: *Breaking the Cycle of Derivative and Function Minimization*

Equally powerful is the concept of a *functional* which takes a function as an argument and returns a value. For example  $\mathcal{S}[y(x)]$ , defined below, operates on a function  $y(x)$  and returns its surface of revolution's area for  $0 < x < L$ :

$$\mathcal{S}[y(x)] = 2\pi \int_0^L y \sqrt{1 + \left(\frac{dy}{dx}\right)^2} dx \quad (22-16)$$

This is the functional to be minimized for the question, “Of all surfaces of revolution that span from  $y(x = 0)$  to  $y(x = L)$ , which is the  $y(x)$  that has the smallest surface area?”

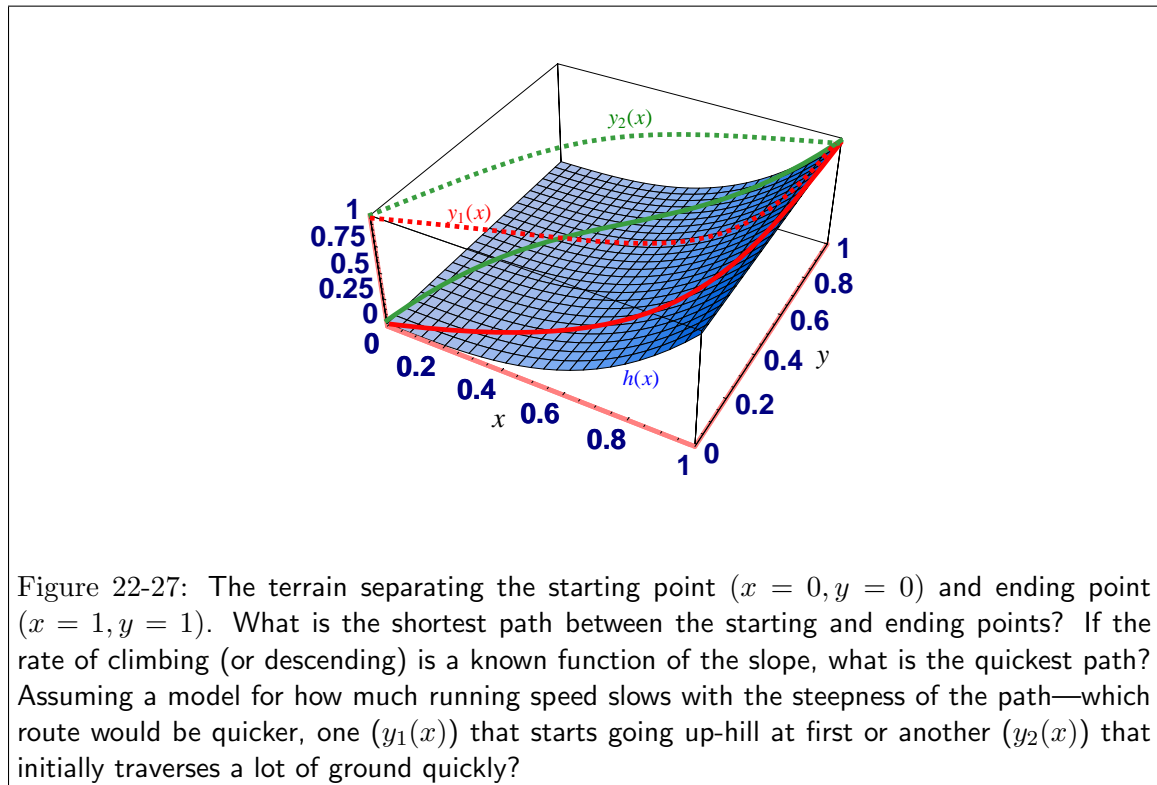
This idea of finding “which function maximizes or minimizes something” can be very powerful and practical.

Suppose you are asked to run an “up-hill” race from some starting point  $(x = 0, y = 0)$  to some ending point  $(x = 1, y = 1)$  and there is a ridge  $h(x, y) = x^2$ . Of all the possible routes, which is the shortest route  $y(x)$ ? The solution  $y(x)$  is called the geodesic.

As an introductory example, we write a functional that returns a scalar length associated with a curve  $y(x)$  that starts at  $x_b$  and terminates at  $x_e$ .

$$F[y(x)] = \int_{(x_b, y(x_b))}^{(x_e, y(x_e))} ds = \int_{(x_b, y(x_b))}^{(x_e, y(x_e))} \sqrt{dx^2 + dy^2} = \int_{x_b}^{x_e} \sqrt{1 + \left(\frac{dy}{dx}\right)^2} dx \quad (22-17)$$

In Equation 22-17,  $F$  takes any  $y(x)$  (with some technical restrictions, such as integrability) and returns the arc-length associated with that  $y(x)$  between two fixed points. The geodesic is defined by the function that minimizes Equation 22-17



These problems have some similarity to extrema in basic calculus—what is the parameter, variable, or point at which a given function is a maximum or a minimum. However, there is an important difference in the nature of the question that is being asked—what is the *function* that minimizes or maximizes a given functional. For basic calculus, the solution, or solutions, come from domain of possible solutions is the domain  $x$  over which the function  $f(x)$  is defined (a line). In multivariable calculus, the solution(s) typically come from areas, volumes, and higher-dimensional spaces. For functionals, the solutions come from a “much larger” space. There is no obvious way to enumerate the set of trajectories that begin and end at a given point; such functions are uncountable.

The methods for finding such extremal functions derive from *variational calculus*, and the extension of basic calculus’ derivative to functionals is called the *variational derivative*.

### Introduction to Variational Calculus: Variation of Parameters

To introduce the idea of variational calculus, we will minimize the functional Equation 22-17, but only for an enumerable set of functions.

Suppose the starting point is  $x_b, y(x_b) = (0, 0)$  and the ending point is  $(1, 1)$ . Instead of choosing from *all functions* that connect the two points, we consider a smaller set of quadratic polynomials:

$$y(x) = a + bx + cx^2 \quad (22-18)$$

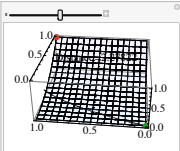
The two boundary conditions  $x_b$  and  $x_e$  constrain two of the three parameters  $(a, b, c)$ . Inserting Equation 22-18 into Equation 22-17, the problem is reduced to a basic calculus problem of minimizing over a single variable (e.g.,  $b$  if the boundary conditions are used to solve for  $a$  and  $c$ ). This method is demonstrated in the following examples.

## Lecture 22 MATHEMATICA® Example 4

### Approximating the Geodesic

Download [notebooks](#), [pdf\(color\)](#), [pdf\(bw\)](#), or [html](http://pruffle.mit.edu/3.016-2011) from <http://pruffle.mit.edu/3.016-2011>.

The quadratic polynomials (three parameters  $a, b$ , and  $c$ ) is used to match boundary conditions, leaving a single parameter  $b$ . The constrained polynomial is used in the integral for total length, Equation 22-17.

|  |          |
|--|----------|
| <pre>h = x^2; \$Assumptions =   b ∈ Reals; YGen = a + b x + c x^2;</pre>                                   | <b>1</b> |
| <pre>illustrate this surface/end points</pre>  | <b>A</b> |
| <pre>YBCs = YGen /. (Solve[{(YGen /.   x → 0) = 0, (YGen /. x → 1) ==   1}, {a, c}] // Flatten)</pre>      | <b>3</b> |
| <pre>TotalDistanceQuad = FullSimplify[ Integrate[Sqrt[1 + (D[YBCs, x])^2 + (D[h, x])^2], {x, 0, 1}]]</pre> | <b>4</b> |
| <pre>Interactive Path/Length</pre>   | <b>B</b> |
|                         |          |

- 1:** The shape of the surface over which the trajectories is defined as a function of  $x$ , as is the general quadratic that will be used as the function for variation of parameters. Here, we use a kernel default-assumption, `$Assumptions`, that will be automatically for functions such as `Integrate` and `Simplify`.
- A:** A graphic, `TheSurface`, is constructed with indicated initial- and end-points.
- 3:** Here, the quadratic approximation is constrained to its initial- and end-points with replacement and the rule produced by `Solve`.
- 4:** The will produce a closed form for the total distance as a function of a single parameter,  $b$
- B:** `Manipulate` is used to produce an interactive graphic that illustrates the quadratic approximation as a function of  $b$  and the computed length.

## Lecture 22 MATHEMATICA® Example 5

## Variation of Parameters for the Geodesic Approximation

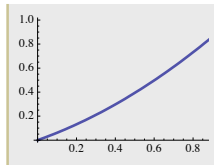
Download [notebooks](#), [pdf\(color\)](#), [pdf\(bw\)](#), or [html](#) from <http://pruffle.mit.edu/3.016-2011>.

This example shows that the quadratic approximation obtained by variation of parameters is close to the exact geodesic that is calculated by the calculus of variations. The method to find the exact geodesic is described below.

```

Plot[
  TotalDistanceQuad,
  {b, -2, 6}] 1
BminsolGeodesicQuad =
FindMinimum[
  TotalDistanceQuad,
  {b, 0, 1}] 2
Use the minimizing b to find the
approximation.
GeodesicQuadSolution =
YBCs /.
  BminsolGeodesicQuad[
  [2]] 3
GeodesicQuadPlot =
Plot[
  GeodesicQuadSolution
  , {x, 0, 1},
  PlotStyle -> Thick] 4

```



- 1: Plotting the remaining parameter shows that a minimum exists.
- 2: `FindMinimum` returns a list with the minimal value and a rule for the minimizing  $b$ .
- 3–4: Using the minimizing rule for  $b$ , we can replace  $b$  in the constrained quadratic approximation and plot it. This is the quadratic approximation to the geodesic for the given surface and boundary conditions.



## Lecture 22 MATHEMATICA® Example 6

## Comparison of the Approximation to the Exact Geodesic

Download [notebooks](#), [pdf\(color\)](#), [pdf\(bw\)](#), or [html](http://pruffle.mit.edu/3.016-2011) from <http://pruffle.mit.edu/3.016-2011>.

The quadratic polynomial is shown to have a minimum length with respect to a single unconstrained parameter. The minimizing approximation is computed and visualized.

The exact minimizing path can be found by using Calculus of Variations (demonstrated below). The solution is obtained from a boundary-value problem which we do not take up at this point, but it is interesting to see the exact solution and compare it with the approximate one we obtained above. The closed-form expression for the function that minimizes the climbing time is:

$$\text{GeodesicExact} = \frac{2x\sqrt{1+4x^2} + \text{ArcSinh}[2x]}{2\sqrt{5} + \text{ArcSinh}[2]}$$

Graphical Comparisons A

```
Distance[f_] :=
Integrate[Sqrt[
1 + (D[f, x])^2 +
(D[h, x])^2],
{x, 0, 1}]
4

Distance[
GeodesicExact]
5

Distance[
GeodesicExact] <
Distance[
GeodesicQuadSolution
] < Distance[x]
6
```

- 1: *GeodesicExact* is the exact geodesic for the specified surface ( $h = x^2$ ) and boundary conditions. (This calculation is provided in a subsequent example).
- A: Visual comparisons between the approximation and the exact solution show that the approximation is quite good. This is not a general rule, and we cannot know in advance if an approximation by variation of parameters will be good or not.
- 4–5: The functional is encoded in this `Distance` function, which takes a function of  $x$  as an argument and integrates over  $0 < x < 1$ .
- 6: This shows that the geodesic is shorter than the approximation, and the approximation is shorter than a straight line ( $y(x) = x$ ) projected onto the  $x$ - $y$  plane.

## Shortest Time Paths: The Brachiostone

The geodesic gave the shortest-distance path between two points—a related question is, “Given a velocity, what is the quickest (shortest time) path between two points?” The answer is related the *brachistochrone* which is the path of most rapid descent with constant acceleration. I don’t know what to call the shortest-time path, so I am making up a name “*brachiostone*”. Perhaps a better name would be the *Fermatic*, because the curve is related to a generalized Fermat’s theorem. However, this could be confused with *fermata* which is a pause of unspecified length; so I suppose that *MiniFermatizoid* might be the best choice of all. However, in future editions to these notes, I am going to change the name to *Brakkes’ Chrono*, in honor of one of my heros, *Ken Brakke* <http://www.susqu.edu/brakke/>. Neologisms are so entertaining—and a delightful waste of time.

For traversing a hill, it is a reasonable model for running speed to be a decreasing function of climbing-angle  $\alpha$ , and to have the speed fall to zero when the trajectory is “straight-up.” Thus, we select a model such as

$$v(s) = \cos(\alpha(s)) \quad (22-19)$$

where  $s$  is the arclength along the path. The maximum speed occurs on flat ground  $\alpha = 0$  and running speed monotonically falls to zero as  $\alpha \rightarrow \pi/2$ . To calculate the time required to traverse *any* path  $y(x)$  with endpoints  $y(0) = 0$  and  $y(1) = 1$ ,

$$\begin{aligned} \frac{ds}{dt} = v(s) = \cos(\alpha(s)) &= \frac{\text{local horizontal}}{\text{local arclength}} = \frac{\sqrt{dx^2 + dy^2}}{\sqrt{dx^2 + dy^2 + dh^2}} \\ \text{therefore } dt = \frac{ds}{v(s)} &= \frac{dx^2 + dy^2 + dz^2}{\sqrt{dy^2 + dx^2}} = \frac{1 + \frac{dy^2}{dx^2} + \frac{dh^2}{dx^2}}{\sqrt{1 + \frac{dy^2}{dx^2}}} dx \\ \text{therefore time}[y(x)] &= \int_{x_b}^{x_e} \frac{1 + \frac{dy^2}{dx^2} + \frac{dh^2}{dx^2}}{\sqrt{1 + \frac{dy^2}{dx^2}}} dx \end{aligned} \quad (22-20)$$

The hill  $h(x) = x^2$  can be inserted into Equation 22-20 for the time as a functional of the path between fixed points  $(0, 0, 0)$  and  $(1, 1, 1)$ .

---



---



---



---



---



---



---



---



---



---

## Lecture 22 MATHEMATICA® Example 7

## Approximating the Brachistone by Variation of Parameters

Download [notebooks](#), [pdf\(color\)](#), [pdf\(bw\)](#), or [html](#) from <http://pruffle.mit.edu/3.016-2011>.

The same method for finding an approximation to the geodesic is applied to the minimum-time functional in Equation 22-20. (See preceding text on definition of brachistone.)

```

TotalTimeQuad =
FullSimplify[
Integrate[
(1 + D[YBCs, x]^2 +
D[h, x]^2) / Sqrt[
1 + D[YBCs, x]^2],
{x, 0, 1}],
Assumptions -> b != 1]
1
Visualizing the
Approximation to the
Brachistone
A
Plot[TotalTimeQuad,
{b, -2, 2}]
4
BminsolBrachioQuad =
FindMinimum[
TotalTimeQuad,
{b, 0, 1}]
5
BrachioQuadSolution =
YBCs /.
BminsolBrachioQuad[[
2]]
6
BrachioQuadPlot =
Plot[
BrachioQuadSolution,
{x, 0, 1},
PlotStyle -> Thick]
7

```

- 1: The same quadratic (constrained to the boundary conditions) as was used for the geodesic is utilized for the brachistone (Equation 22-20). In this case, there is a closed-form solution for the undetermined parameter, but this not typical for other functionals.
- A: The brachistone approximation is visualized by superposing onto the “hill” with the exact geodesic.
- 4: Plotting the time as a function of  $b$  indicates that there is a minimizing  $b$ .
- 5–7: The minimizing  $b$  is inserted back into the quadratic approximation

## Introduction to Calculus of Variations

Suppose the functional depends on one function of single variable,  $y(x)$ , and its derivative,  $y'(x)$ . Furthermore, consider the fixed end-point problem (i.e.,  $y(x_b) = y_b$  and  $y(x_e) = y_e$  are specified).

The general form of the functional is:

$$F[y(x)] = \int_{x_b}^{x_e} f[x, y(x), y'(x)] dx \quad (22-21)$$

We want to introduce a notation for functions that are “nearby” to a function  $y(x)$ <sup>14</sup> To do this, let a function near to  $y(x)$  be described as  $y(x) + v(x)\Delta t$ . (It may be useful to think of  $t$  as a time-

<sup>14</sup>A precise definition of “closeness” of functions is somewhat arbitrary and depends on the ‘norm’ defined for functions

like variable and  $v(x)$  is the instantaneous local velocity away from  $y(x)$ ; but, generally,  $t$ , could be any scalar parameter.) Because  $y(x)$  is assumed to match the boundary conditions, any admissible variation  $y + v\Delta t$  must also match the boundary conditions, so the ‘velocity’  $v(x)$  at the boundaries must vanish. Therefore, for functions near to  $y(x)$ ,

$$F[y + v\Delta t] = \int_{x_b}^{x_e} f[x, y(x) + v(x)\Delta t, y'(x) + v'(x)\Delta t] dx \quad (22-22)$$

Both sides depend on the scalar quantity  $\Delta t$ , and so we will expand about  $\Delta t = 0$ . We treat the integrand  $f(x, y, y')$  as a function of three variables (it is after all, because  $f$  is being evaluated point-wise in the integral). Therefore, partial derivative must appear in the expansion:

$$F[y] + \frac{\delta F}{\delta y} \Big|_{\Delta t=0} v\Delta t = \int_{x_b}^{x_e} f[x, y(x), y'(x)] dx + \int_{x_b}^{x_e} \left[ \frac{\partial f}{\partial y} v(x) + \frac{\partial f}{\partial y'} v'(x) \right] \Big|_{\Delta t=0} \Delta t dx \quad (22-23)$$

where we use a “ $\delta$ ” to indicate the *variational derivative* of a functional. Canceling common terms and integrating by parts,

$$\frac{\delta F}{\delta y} \Big|_{\Delta t=0} v\Delta t = \Delta t \left\{ y(x)v(x) \Big|_{x_b}^{x_e} + \int_{x_b}^{x_e} \left[ \left( \frac{\partial f}{\partial y} - \frac{d}{dx} \frac{\partial f}{\partial y'} \right) \Big|_{\Delta t=0} v(x) \right] dx \right\} \quad (22-24)$$

Because  $v(x)$  must vanish at the end-points, and because the terms that are being evaluated at  $t = 0$  do not depend on  $t$ , then

$$\frac{\delta F}{\delta y} \cdot v = \int_{x_b}^{x_e} \left[ \frac{\partial f}{\partial y} - \frac{d}{dx} \frac{\partial f}{\partial y'} \right] v(x) dx \quad (22-25)$$

Because  $v(x)$  is arbitrary (except for satisfying the boundary conditions), the only way that the functional derivative can vanish is for

$$\frac{\partial f}{\partial y} - \frac{d}{dx} \frac{\partial f}{\partial y'} = 0 \quad (22-26)$$

which is called the *Euler equation* and is the condition for a functional to be extremal with respect to a variation of its function-argument,  $y(x)$ .

We could also think of Equation 22-25 as representing the integral-sum of the instantaneous changes in the scalar value of the functional as its function  $y(x)$  changes. The functional is stationary (i.e., a necessary condition for an extremum) if the variational derivative vanishes everywhere on  $x_b < x < x_e$ . Because we have a condition as a function of a single variable, the form of Euler’s equation in Equation 22-26 is an ordinary differential equation of derivatives of  $y(x)$  in  $x$ .

For example, consider the geodesic problem from the above example on the surface  $h(x) = x^2$ , with fixed end-points  $y(x = 0) = 0$  and  $y(x = 1) = 1$ . The functional is

$$F[y(x)] = \int_0^1 \sqrt{1 + \frac{dy^2}{dx} + \frac{dh^2}{dx}} dx = \int_0^1 \sqrt{1 + \frac{dy^2}{dx} + 4x^2} dx \quad (22-27)$$

---

(and because gradients have a length and a direction, variational gradients also depend on the norm). Typically, variational calculus is introduced with the *l2-norm*,  $f(x) \cdot g(x) \equiv \int f(x)g(x)dx$ , and the resulting variation becomes  $\delta F \cdot v\Delta t = \int [\partial F/\partial y - (d/dx)\partial F/\partial y']v\Delta t$  which, for any  $h$  that satisfies the boundary conditions, can equal zero only if the integrand of the variation vanishes (i.e, if the variation is ‘orthogonal’ to an arbitrary  $h$ . For several applications of other norms to materials science, see ”Variational methods for microstructural-evolution theories”, Carter W.C., Taylor J.E, Cahn J.W., JOM (Journal of the Materials Soc.), 49(12) 30–36, 1997

therefore,

$$\begin{aligned} \frac{\partial f}{\partial y} = 0 \text{ and } \frac{\partial f}{\partial y'} &= \frac{\frac{dy}{dx}}{\sqrt{1 + 4x^2 + \frac{dy^2}{dx}}} \\ \frac{d}{dx} \frac{\partial f}{\partial y'} &= \frac{\frac{d^2y}{dx^2}}{\sqrt{1 + 4x^2 + \frac{dy^2}{dx}}} - \frac{\frac{dy}{dx} \left( 8x + 2 \frac{dy}{dx} \frac{d^2y}{dx^2} \right)}{\left( 1 + 4x^2 + \frac{dy^2}{dx} \right)^{3/2}} \\ &= \frac{(1 + 4x^2) \frac{d^2y}{dx^2} - 4x \frac{dy}{dx}}{\left( 1 + 4x^2 + \frac{dy^2}{dx} \right)^{3/2}} \end{aligned} \quad (22-28)$$

The Euler equation becomes

$$\frac{4x \frac{dy}{dx} - (1 + 4x^2) \frac{d^2y}{dx^2}}{\left( 1 + 4x^2 + \frac{dy^2}{dx} \right)^{3/2}} = 0 \quad (22-29)$$

The numerator can be set equal to zero, and the result is an integrable second-order linear ODE. This and the example for the brachistone is demonstrated in the following examples.

## Lecture 22 MATHEMATICA® Example 8

## Euler's equation and Exact Solution to Geodesic

Download [notebooks](#), [pdf\(color\)](#), [pdf\(bw\)](#), or [html](#) from <http://pruffle.mit.edu/3.016-2011>.

The variational derivative from the package `VariationalMethods` is used with `DSolve` to calculate the exact geodesic for which an approximate solution was found above.

```
Needs[
  "VariationalMethods"
] 1

DistanceIntegrand =
  Sqrt[
    (1 + (D[y[x], x])^2 + (D[h, x])^2)
  ] 2

VariationalD[
  DistanceIntegrand,
  y[x], x
] 3

DistanceExtremalCondition = EulerEquations[
  DistanceIntegrand,
  y[x], x
] 4

DistanceMinimizingFunction = DSolve[
  (DistanceExtremalCondition,
  y[0] = 0, y[1] == 1),
  y[x], x
] 5

DistanceYExactSolution = y[x] /.
  DistanceMinimizingFunction[[1]] 6
```

- 1: The `VariationalMethods` package has functions for many methods in the calculus of variations. We will use only a few of the simpler methods in this and the following example.
- 2: `DistanceIntegrand` is the integrand for total length; it will play the role of  $f[x, y, y']$  in Equation 22-26
- 3: `VariationalD` computes the right-hand-side of the expression in Equation 22-25.
- 4: `EulerEquations` gives the equations, for a given integrand, for the extremal solution. `DistanceExtremalCondition` will be the ordinary differential equation, Equation 22-28.
- 4–5: Using `DSolve` to solve Euler's equation with the boundary conditions produces the exact solution.

## Lecture 22 MATHEMATICA® Example 9

## Euler's equation and Numerical Solution to Brachistone

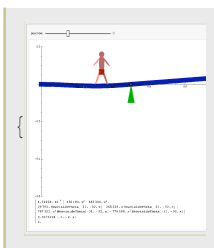
Download [notebooks](#), [pdf\(color\)](#), [pdf\(bw\)](#), or [html](http://pruffle.mit.edu/3.016-2011) from <http://pruffle.mit.edu/3.016-2011>.

The Euler's equation for the total-time function defined in Equation 22-20 is solved by numerical methods.

- 1: *TimeIntegrand* is the term that was derived in Equation 22-20 and used in the approximate method for the brachistone calculation.
- 2: The Euler equations for this integrand produces a non-linear second-order ODE that doesn't have a closed form solution.
- 3–4: However, a numerical solver `NDSolve` can be employed. In this case `NDSolve` runs into a few numerical difficulties around  $x = 0.5$ , but it produces a very reasonable solution that 'beats' the approximation given above.

We wish to simulate the deflection of a diving board as a diver walks toward the end. A diving board may be modeled as beam with constant cross-section. The boundary conditions are that the board is clamped at the beginning; has a pivot located somewhere near the center, and the "diving" end. For "competitive" diving boards, the pivot point is adjustable. Here we fix the pivot at  $x=1/2$ . This next function is a silly little graphic for the walking diver.

**Graphics Functions for Animating Board and Diver** A



## Lecture 22 MATHEMATICA® Example 10

Visualizing the Brachistone and Comparison to the Approximation Obtained by Variation of Parameters

Download [notebooks](#), [pdf\(color\)](#), [pdf\(bw\)](#), or [html](#) from <http://pruffle.mit.edu/3.016-2011>.

The numerical solution obtained above is plotted and compared to the approximate solution.

```

BrachioExactPlot =
Plot[
  BrachioNumerical,
  {x, 0, 1},
  PlotStyle -> {Thick,
  Darker[Green]}]
1

GraphicsRow[{Show[
  BrachioQuadPlot,
  BrachioExactPlot],
  Show[Plot[
  BrachioNumerical -
  BrachioQuadSolution, {x, 0,
  1}, PlotStyle ->
  {Thickness[
  0.005],
  Hue[1]}]}]}]
2

Time[f_] := Integrate[
  TimeIntegrand /.
  y'[x] -> D[f, x],
  {x, 0, 1.0}]
3

N[Time[
  BrachioNumerical]] <
Chop[Time[
  BrachioQuadSolution
]] < Time[x]
4

True

```

- 1–2: This visualized the computed brachistone. It indicates that a better (and reasonable) strategy that it is advantageous to run up-hill when the slope is small, and then traverse over a longer distance with reduced slope (as in a “switch-back” in a hiking trail). In this case, the quadratic approximation is still quite good, but not as good as in the geodesic.
- 3: This function takes a function of  $x$  for an argument and returns the total time assuming the  $v(s) = \cos \alpha(s)$  model on a hill given by  $h = x^2$ .
- 4: This demonstrate that the numerical solution to the Euler equation has a shorter time than the quadratic approximation which, in turn, is shorter than the “projected-straight-line.” In this inequality, we use `N` with `Integrate` which is equivalent to using `NIntegrate`. The quadratic solution has a small imaginary part that arises from numerical imprecision—this is removed with `Chop`.

## Harmonic Oscillators

There is a set of three well-worked examples, worked out in increasing levels of sophistication located at <http://pruffle.mit.edu/3.016/mathematica-paradigms.html>. These could be useful as a future resource.

Methods for finding general solution to the linear inhomogeneous second-order ODE

$$a \frac{d^2 y(t)}{dt^2} + b \frac{dy(t)}{dt} + cy(t) = F(t) \quad (22-30)$$

have been developed and worked out in MATHEMATICA® examples.



Eq. 22-30 arises frequently in physical models, among the most common are:

$$\begin{aligned}
 \text{Electrical circuits:} \quad & L \frac{d^2 I(t)}{dt^2} + \rho l_o \frac{dI(t)}{dt} + \frac{1}{C} I(t) = V(t) \\
 \text{Mechanical oscillators:} \quad & M \frac{d^2 y(t)}{dt^2} + \eta l_o \frac{dy(t)}{dt} + K_s y(t) = F_{app}(t)
 \end{aligned}
 \tag{22-31}$$

where:

|              | Mechanical   | Electrical  |
|--------------|--|---|
| Second Order | <b>Mass <math>M</math></b> : Physical measure of the ratio of momentum field to velocity   | <b>Inductance <math>L</math></b> : Physical measure of the ratio of stored magnetic field to current  |
| First Order  | <b>Drag Coefficient <math>c = \eta l_o</math></b><br>( $\eta$ is viscosity $l_o$ is a unit displacement):<br>Physical measure of the ratio environmental resisting forces to velocity—or proportionality constant for energy dissipation with square of velocity | <b>Resistance <math>R = \rho l_o</math></b><br>( $\rho$ is resistance per unit material length $l_o$ is a unit length): Physical measure of the ratio of voltage drop to current—or proportionality constant for power dissipated with square of the current. |
| Zeroth Order | <b>Spring Constant <math>K_s</math></b> : Physical measure of the ratio environmental force developed to displacement—or proportionality constant for energy stored with square of displacement  | <b>Inverse Capacitance <math>1/C</math></b> : Physical measure of the ratio of voltage storage rate to current—or proportionality constant for energy storage rate dissipated with square of the current.   |
| Forcing Term | <b>Applied Voltage <math>V(t)</math></b> : Voltage applied to circuit as a function of time.   | <b>Applied Force <math>F(t)</math></b> : Force applied to oscillator as a function of time.   |

For the homogeneous equations (i.e. no applied forces or voltages) the solutions for physically allowable values of the coefficients can either be oscillatory, oscillatory with damped amplitudes, or, completely damped with no oscillations. (See Figure 21-25). The homogeneous equations are sometimes called *autonomous* equations—or *autonomous systems*.

### Simple Undamped Harmonic Oscillator

The simplest version of a homogeneous Eq. 22-30 with no damping coefficient ( $b = 0$ ,  $R = 0$ , or  $\eta = 0$ ) appears in a remarkably wide variety of physical models. This simplest physical model is a simple harmonic oscillator—composed of a mass accelerating with a linear spring restoring force:

$$\begin{aligned}
 \text{Inertial Force} &= \text{Restoring Force} \\
 M \text{Acceleration} &= \text{Spring Force} \\
 M \frac{d^2 y(t)}{dt^2} &= -K_s y(t) \\
 M \frac{d^2 y(t)}{dt^2} + K_s y(t) &= 0
 \end{aligned}
 \tag{22-32}$$

Here  $y$  is the displacement from the equilibrium position—i.e., the position where the force,  $F = -dU/dx = 0$ . Eq. 22-32 has solutions that oscillate in time with frequency  $\omega$ :

$$\begin{aligned}
 y(t) &= A \cos \omega t + B \sin \omega t \\
 y(t) &= C \sin(\omega t + \phi)
 \end{aligned}
 \tag{22-33}$$

where  $\omega = \sqrt{K_s/M}$  is the natural frequency of oscillation,  $A$  and  $B$  are integration constants written as amplitudes; or,  $C$  and  $\phi$  are integration constants written as an amplitude and a phase shift.



$$\frac{d}{d\theta} \left[ \frac{MR^2}{2} \left( \frac{d\theta}{dt} \right)^2 - MgR \cos(\theta) \right] = 0 \quad (22-38)$$

which can be integrated with respect to  $\theta$ :

$$\frac{MR^2}{2} \left( \frac{d\theta}{dt} \right)^2 - MgR \cos(\theta) = \text{constant} \quad (22-39)$$

This equation will be used as a level-set equation to visualize pendulum motion.

**Buoyant Object** Consider a buoyant object that is slightly displaced from its equilibrium floating position. The force (downwards) due to gravity of the buoy is  $\rho_{\text{buoy}}gV_{\text{buoy}}$ . The force (upwards) according to Archimedes is  $\rho_{\text{water}}gV_{\text{sub}}$  where  $V_{\text{sub}}$  is the volume of the buoy that is submerged. The equilibrium position must satisfy  $V_{\text{sub-}eq}/V_{\text{buoy}} = \rho_{\text{buoy}}/\rho_{\text{water}}$ .

If the buoy is slightly perturbed at equilibrium by an amount  $\delta x$  the force is:

$$\begin{aligned} F &= \rho_{\text{water}}g(V_{\text{sub-}eq} + \delta x A_o) - \rho_{\text{buoy}}gV_{\text{buoy}} \\ F &= \rho_{\text{water}}g\delta x A_o \end{aligned} \quad (22-40)$$

where  $A_o$  is the cross-sectional area at the equilibrium position. Newton's equation of motion for the buoy is:

$$M_{\text{buoy}} \frac{d^2 y}{dt^2} - \rho_{\text{water}}gA_o y = 0 \quad (22-41)$$

so the characteristic frequency of the buoy is  $\omega = \sqrt{\rho_{\text{water}}gA_o/M_{\text{buoy}}}$ .

**Single Electron Wave-function** The one-dimensional Schrödinger equation is:

$$\frac{d^2 \psi}{dx^2} + \frac{2m}{\hbar^2} (E - U(x)) \psi = 0 \quad (22-42)$$

where  $U(x)$  is the potential energy at a position  $x$ . If  $U(x)$  is constant as in a free electron in a box, then the one-dimensional wave equation reduces to a simple harmonic oscillator.

In summation, just about any system that oscillates about an equilibrium state can be reduced to a harmonic oscillator.